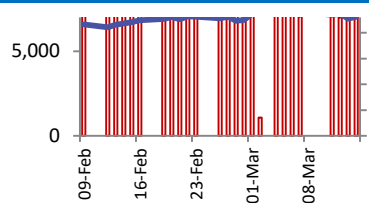
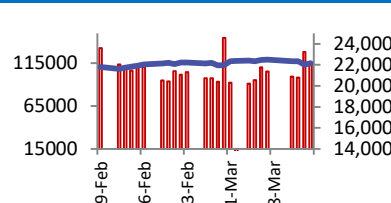


**BSE**



Open	72570
High	73364
Low	72497
Close	73097
Change	335
Volume (Lacs)	10529
Turnover (Rs.inCr)	7832

**NSE**



Open	21983
High	22205
Low	21918
Close	22147
Change	149
Volume(Lacs)	55391
Turnover(Rs.in Cr)	115235

World Markets	Current	Previous	Pt. Chg	Var(%)
Dow	38906	39043	(137)	-0.4%
Dow Futures	39321	39347	(26)	-0.1%
Nasdaq	16129	16178	(49)	-0.3%
FTSE	7743	7772	(29)	-0.4%
Nikkei	38739	38807	(68)	-0.2%
Hang Seng	16658	16962	(304)	-1.8%
Gift Nifty	22151	22123	29	0.1%
Straits Singapore	3171	3186	(15)	-0.5%
South Korea	2688	2719	(31)	-1.1%
Taiwan	19829	19938	(109)	-0.5%
Shanghai	3032	3038	(6)	-0.2%

Commodity Prices	Current	Previous	Pt. Chg	Var(%)
Copper (\$/MT)	8888	8927	(39.0)	-0.4%
Alumin (\$/MT)	2252	2264	(12.0)	-0.5%
Zinc (\$/MT)	2548	2576	(28.0)	-1.1%
Brent Crude (\$/bbl)	85.0	85.0	0.0	0.0%
Gold (\$/Ounce)	2162	2162	0.0	0.0%
Silver (\$/Ounce)	25.0	25.0	0.0	0.0%
Light Crude (\$/bbl)	81.0	81.0	0.0	0.0%
N G (\$/mmbtu)	2.0	2.0	0.0	0.0%
Sugar (\$/MT)	615.0	615.0	0.0	0.0%
Rubber (Rs./kg)	176.5	175.5	1.0	0.6%
Baltic Dry Index	2350	2370	(20.0)	-0.8%

Currency Exchange Rate	Current	Previous	Var(%)
Rs./\$ rate	82.83	82.86	-0.04%
Rs./ Euro	90.62	90.51	0.12%
Rs./Chinese Yuan	11.51	11.51	0.00%
Yen /\$ rate	148.52	148.33	0.13%
\$ US/Euro	1.09	1.09	0.00%

Dollar Index	Current	Previous	Var(%)
Dollar Index	103.47	103.36	0.11%

Support/ Resistance Levels for Today		
	Nifty	Bank Nifty Fut
Support 1	22040	46700
Support 2	21940	46400
Resistance	22240	47370

Securities in Ban For Trade	
ABFRL	BHEL
MANAPPURAM	NATIONALUM
PEL	RBLBANK
SAIL	TATACHEM
ZEEL	

**Market Review**

**US:** US markets fell as fresh inflation data showed wholesale prices increased beyond expected levels in February.

**Asia:** Asia-Pacific markets fell Friday after producer prices in the U.S. grew at a faster than expected 0.6% in February.

**India:** Sensex rebounded on Thursday on the back of buying in IT shares and metal shares as broader markets recovered from previous day's sharp losses. **Market is expected to open gap down and likely to witness profit booking during the day.**

**Global Economy:** Wholesale prices accelerated at a faster-than-expected pace in February, another reminder that inflation remains a troublesome issue for the U.S. economy. The index jumped 0.6% on the month. That was higher than the 0.3% forecast from Dow Jones and comes after a 0.3% increase in January.

U.S. business inventories were unexpectedly unchanged in January as increases in stocks at retailers were offset by declines at manufacturers and wholesalers. The unchanged reading in business followed a 0.3% increase in December.

Chinese house prices fell at a sharper pace in February than the prior month, official data showed on Friday, as the country's property market remained under pressure from worsening sales and waning consumer confidence. Chinese house prices fell 1.4% year-on-year in February, about twice as much as the 0.7% drop seen in January.

**Commodities:** Gold prices were headed on Friday for their first weekly fall in four as surprisingly hot US inflation readings suggested that the Federal Reserve could reduce the number of rate cuts this year and may push the first cut beyond June.

Oil prices edged lower on Friday but were on track to gain nearly 4% for the week as sharp declines in U.S. crude and fuel inventories, drone strikes on Russian refineries and a rise in energy demand forecasts buoyed prices.

**Currency:** The dollar was firm on Friday and set to snap a three-week losing streak as hotter-than-expected US inflation data stoked worries about when and by how much the Federal Reserve would start cutting interest rates this year.

FII Derivative Transactions (Rs. Cr)

Contracts	Purchase		Sell		Net Value	Open Interest (OI)		OI (Previous day)		Change	
	Contract	Value	Contract	Value		Contract	Value	Contract	Value	Contract	Value
Index Future	55135	4856	62306	5568	(712)	237549	21511	221980	19904	15569	1607
Index Option	35244002	3591203	35375852	3604406	(13203)	2810602	242292	4041891	399921	(1231289)	(157629)
Stock Future	352800	29732	329807	27594	2138	3077635	246300	3117400	246729	(39765)	(429)
Stock Option	574407	51277	559301	49986	1291	360204	30715	359520	30180	684	535
<b>Total</b>	<b>36226344</b>	<b>3677068</b>	<b>36327266</b>	<b>3687554</b>	<b>(10486)</b>	<b>6485990</b>	<b>540818</b>	<b>7740791</b>	<b>696734</b>	<b>(1254801)</b>	<b>(155916)</b>

FII All Activity-BBG (Rs Cr)	Buy	Sell	Net
6-Mar-24	19942	14258	5684
7-Mar-24	26288	15699	10589
11-Mar-24	23303	19357	3946
12-Mar-24	15246	15362	(116)
13-Mar-24	34927	20344	14582
<b>Month to date-Mar</b>	<b>166150</b>	<b>129527</b>	<b>36623</b>
FII (Prov.) (Rs Cr)	Buy	Sell	Net
7-Mar-24	22998	15694	7304
11-Mar-24	23691	19478	4213
12-Mar-24	15475	15402	73
13-Mar-24	33224	37819	(4595)
14-Mar-24	19814	21171	(1356)
<b>Month to date- Mar</b>	<b>179518</b>	<b>171055</b>	<b>8463</b>
DII (Prov.) (Rs. Cr)	Buy	Sell	Net
7-Mar-24	11887	9285	2602
11-Mar-24	10787	7549	3238
12-Mar-24	10478	8120	2358
13-Mar-24	20268	11174	9094
14-Mar-24	10729	10590	139
<b>Month to date-Mar</b>	<b>113818</b>	<b>85089</b>	<b>28729</b>
FII Debt - BBG (Rs. Cr)	Buy	Sell	Net
6-Mar-24	2777	485	2292
7-Mar-24	5152	769	4382
11-Mar-24	2010	1672	338
12-Mar-24	4115	1638	2477
13-Mar-24	2404	1594	810
<b>Month to date-Mar</b>	<b>20654</b>	<b>9197</b>	<b>11457</b>

Market Breadth	BSE		NSE	
	No.	%	No.	%
Advance	2679	68%	2022	77%
Decline	1197	30%	556	21%
Unchanged	82	2%	53	2%

Market Turnover	14-Mar	13-Mar	Var (%)
BSE Cash	7832	26590	-71%
NSE Cash	115235	128247	-10%
NSE Futures	151082	197010	-23%
NSE Options	52004677	63288756	-18%
Total (Rs.Cr)	52278826	63640603	-18%

Volatility Index	14-Mar	13-Mar
Volatility Index	13.62	14.43

Index PE - TTM	14-Mar	Yr. High	Yr. Low
Sensex	24.9	26.0	21.8
Nifty	22.9	28.8	20.0

Corporate News

**Paytm allowed to participate in UPI as third-party application provider**

NPCI has given approval to One97 Communications, Paytm's parent entity, to participate in UPI services as a third-party application provider under a multi-bank model. Under the new model, Paytm will provide the payment service in partnership with four new banks—Axis Bank, HDFC Bank, State Bank of India, and Yes Bank—who will act as its payment system provider. (MC)

**Hinduja Tech secures \$50 mn investment from private equity fund Creador**

Hinduja Tech Ltd a mobility-focused global engineering research and development services company and a subsidiary of Ashok Leyland, the Indian flagship of the multi-billion dollar conglomerate the Hinduja Group, on Thursday announced the signing of a definitive agreement for Creador to invest \$50 million acquiring a 19.6 per cent shareholding in the company, which is subject to completion of customary closing conditions. (BS)

**OMCs slash petrol, diesel prices by Rs 2 per litre nationwide**

State-run oil marketing companies have cut fuel prices by ₹2 per litre each, effective from 6 am today. This is the first time since May 2022 that petrol and diesel prices have been reduced in the country Negative for OMC (MC)

Economy

**Centre imposes minimum export price of \$2,000 per tonne on honey till December**

The government on Thursday imposed a minimum export price of \$ 2,000 per tonne on natural honey till December this year. The notification will be effective immediately. (ET)

**India's diesel exports to Europe see nearly three-fold jump in February**

Amid the threat of Houthi attacks on ships, a large share of diesel exports to Europe was diverted to transit via the Cape of Good Hope. The longer route means higher freight. This combined with weak east-west arbitrage helped attract more Indian diesel cargoes to Asia in January.(ET)

International

**Honda, Nissan to sign MoU on comprehensive EV cooperation**

Japanese car makers Honda and Nissan have decided to sign a memorandum of understanding on a comprehensive cooperation in their electric vehicle businesses. The two automakers' possible tie-up to better compete with Chinese rivals (INV)

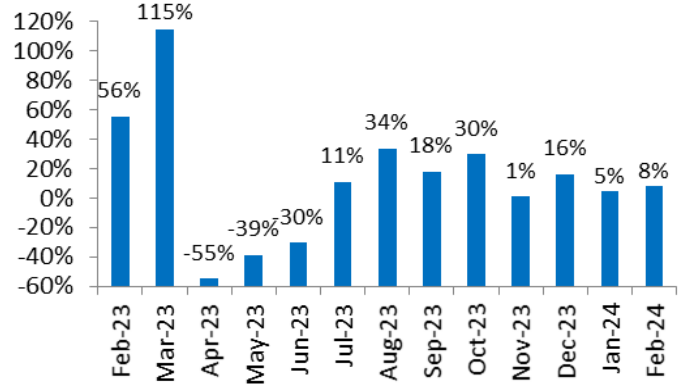
Top 5 Nifty Gainers	14-Mar	13-Mar	Var(%)
ADANIANT	3087	2906	6.2%
ADANIPTS	1268	1210	4.8%
HEROMOTOCO	4675	4512	3.6%
HINDALCO	525	507	3.6%
ONGC	263	255	3.1%
Top 5 Nifty Losers	14-Mar	13-Mar	Var(%)
AXISBANK	1058	1080	-2.1%
INDUSINDBK	1477	1503	-1.7%
JSWSTEEL	785	793	-0.9%
BAIFINANCE	6397	6456	-0.9%
TATASTEEL	142	144	-0.8%

BSE Index Watch	Last	1 day	1 wk	1 mth	1 yr
SENSEX	73097	0.5%	-1.3%	1.5%	27.0%
MIDCAP	38446	2.3%	-3.2%	-3.0%	59.8%
SMLCAP	41907	3.1%	-5.5%	-7.6%	54.2%
AUTO	47140	1.1%	-2.9%	2.5%	66.4%
BANKEX	53100	-0.4%	-2.7%	1.1%	20.1%
Capital Goods	57539	2.0%	-2.2%	4.2%	67.5%
FMCG	19380	1.1%	0.1%	0.7%	20.9%
Health Care	34192	1.4%	-1.8%	-2.5%	58.8%
IT	38135	2.2%	1.4%	-1.2%	33.9%
METAL	26713	1.4%	-5.8%	-2.5%	36.5%
Oil & Gas	27502	3.1%	-4.6%	-5.5%	58.2%
Power	6419	2.9%	-5.2%	-2.1%	79.0%
Realty	6566	0.6%	-9.4%	-4.4%	113.8%

NSE USD Futures	14-Mar	13-Mar	Var (%)
March Expiry (Rs./\$)	82.84	82.84	0.0%
April Expiry (Rs./\$)	82.86	82.85	0.0%
Total Turnover (Rs. Crore)	20386	19758	3%

Sectors	TTM PE
Auto	31.56
Auto Ancillary	44.57
Banking	16.25
Engineering	39.09
Cement	82.79
Diamonds & Jewellery	42.26
Housing Finance	20.11
Infrastructure & Const	34.21
Metals-Aluminium	42.76
Metal - Steel	17.08
Oil Expl.	18.85
Pharma	13.09
Power – Gen. Supp.	47.09
Information Tech.	21.24
Sugar	15.02
Telecom Serv. Prov.	80.15
Tyres	27.74

Atul Auto Monthly Volume Growth (YoY) (Source: Company Data)



10 year G-Sec Yield	Current	Previous	Change
US	4.28%	4.29%	(1) bps
Japan	0.80%	0.78%	2 bps
India	7.04%	7.04%	0 bps
UK	4.09%	4.02%	7 bps
Libor 3 Mths	5.59%	5.59%	0 bps

Indian Eco Data	Current	Previous	Var(%)
Forex Reserve (US\$ in bn)	525	528	-0.7%
Inflation - WPI	0.20%	0.27%	(7) bps
Inflation - CPI	5.09%	5.10%	(1) bps

India GDP	Q3FY24	Q2FY24	Var(%)
Growth	8.36%	7.60%	76 bps

Monetary Policy	Current	Previous	Change
Repo Rate	6.50%	6.50%	0 bps
Reverse Repo Rate	3.35%	3.35%	0 bps
CRR	4.50%	4.50%	0 bps
O/S Banking System Liquidity (Rs bn)	337	574	(236.6)

IIP Growth %	Jan-24	Jan-23	Apr-Feb
IIP	3.8	5.8	6.0
Mining	5.9	9.0	8.5
Manufacturing	3.2	4.5	5.7
Electricity	5.6	12.7	7.0



**Bulk Deal As On 14/03/24**

BSE

Security Code	Security Name	Client Name	Deal	Quantity	Price
513119	ABCGAS	ROHITH SATISH SHOREWALA	S	10095	58.03
544025	ARROWHEAD	ARYAMAN BROKING LIMITED	S	19800	136.99
534691	COMCL	COMFORT INTECH LIMITED	B	50671	21.78
526443	DATASOFT	GREEN PEAKS ENTERPRISES LLP	B	18000	17.97
526443	DATASOFT	P GANDHI RAJU	S	18000	17.97
543594	DPL	ANIL KUMAR	S	93000	11.03
543594	DPL	CHANDAN CHAURASIYA	S	66000	10.95
543594	DPL	CHANDAN CHAURASIYA	B	138000	11.02
543594	DPL	NIKHIL RAJESH SINGH	S	66000	11
543594	DPL	NIKHIL RAJESH SINGH	B	66000	10.95
509563	GARWAMAR	POSHATTIWAR SANDEEP VASANTRAO HUF	S	34216	13.58
542918	GIANLIFE	JYOTI SANJAY TIBDIWAL	S	59400	24.3
542918	GIANLIFE	RACHIT SANJAY TIBDIWAL	B	59400	24.3
513309	GOLKONDA	F-365 AGRO PRIVATE LIMITED	B	250000	17
513309	GOLKONDA	PMC FINCORP LIMITED	B	240769	17
513309	GOLKONDA	UTPAL AGRAWAL	S	500000	17.01
544108	GPSL	BIREN PRAVIN GANDHI	S	56400	124.96
544108	GPSL	RUPA NILESH MEHTA	B	19200	124.88
544108	GPSL	SHRENI SHARES LTD	S	1200	123
544108	GPSL	SHRENI SHARES LTD	B	24000	124.89
509051	INDINFO	MULTIPLIER SHARE & STOCK ADVISORS PRIVATE LIMITED	S	7163995	1.45
524614	INDXTRA	KALPANABEN CHAMPAKALAL SHAH	S	295000	10.66
524614	INDXTRA	RDS CORPORATE SERVICES PRIVATE LIMITED	S	210000	10.66
524614	INDXTRA	RDS CORPORATE SERVICES PRIVATE LIMITED	B	210000	10.64
524614	INDXTRA	ROMIT CHAMPAKALAL SHAH	S	325000	10.66
524614	INDXTRA	RONIT CHAMPAKALAL SHAH	S	334000	10.66
530145	KISAN	CAMELLIA TRADEX PRIVATE LIMITED	S	283375	50.7
530145	KISAN	MULTIPLIER SHARE & STOCK ADVISORS PRIVATE LIMITED	S	254485	50.7
530145	KISAN	VINOD KUMAR	B	273500	50.7
544139	KOURA	ASHISH KUMAR	B	20000	74.63
544139	KOURA	EPITOME TRADING AND INVESTMENTS	B	20000	71.25
544139	KOURA	GIRIRAJ STOCK BROKING PRIVATE LIMITED	S	70000	71.25
544139	KOURA	MANSI SHARE & STOCK ADVISORS PRIVATE LIMITED	B	80000	75
544139	KOURA	MULTIPLIER SHARE & STOCK ADVISORS PRIVATE LIMITED	B	144000	71.83
507912	LKPFIN	LEKHRAJ PARASMALJI KANUNGO	B	75000	163.23
507912	LKPFIN	SMITA IMPEX LLP	S	100000	163.06
505523	MAHACORP	BHAVYA DHIMAN	S	3935135	1.28
539762	MEAPL	SHAILY HIRAL JOBALIA	S	16000	85.68
531832	NAGTECH	REGENT COMMODITIES BROKING PRIVATE LIMITED	B	50000	10.9
531832	NAGTECH	SHAIK MUJEEB	S	99818	10.91
530557	NCLRESE	VIBRANT SECURITIES PRIVATE LIMITED	S	6311713	0.69
530557	NCLRESE	VIBRANT SECURITIES PRIVATE LIMITED	B	5931183	0.68
543522	NVENTURES	ASHABEN DHARAMSHIBHAI VALA	S	42000	50
531996	ODYCORP	ANOOP JAIN (HUF)	S	235584	6.68
543637	PACE	SHAIWAL D GANDHI	S	222000	20
538452	QUASAR	EVERGREEN NATURAL PRODUCTS PRIVATE LIMITED	B	32000	12.7
538452	QUASAR	SS CORPORATE SECURITIES LIMITED	S	32000	12.7
512047	ROYALIND	KALAWATI PRITHVIRAJ KOTHARI	S	218748	9.09
512047	ROYALIND	KETAN B KOTHARI	S	357866	9.24
512047	ROYALIND	MULTIPLIER SHARE & STOCK ADVISORS PRIVATE LIMITED	S	100000	9.05
512047	ROYALIND	MULTIPLIER SHARE & STOCK ADVISORS PRIVATE LIMITED	B	243875	9.1

544121	RUDRAGAS	JABIR MOHD SILAWAT	B	94000	165.4
543391	SGFRL	SHIVSHANKAR LATURE	S	136500	127.15
544059	SHANTIDENM	CHANDRAPRAKASH KHANDELWAL	S	100000	67.75
544059	SHANTIDENM	JINENDRA KUMAR JAIN	B	178000	67.73
538975	SHREESEC	FABER TREXIM PRIVATE LIMITED	S	6500000	0.35
516038	SOMAPPR	PRACHI JAIN	B	12995	48.83
516038	SOMAPPR	UNIT TRUST OF INDIA	S	12500	48.83
539310	THINKINK	AMAYSHA TEXTILES PRIVATE LIMITED	B	294479	39.71
539310	THINKINK	PIYUSH SECURITIES PVT LTD	B	176340	40.11
539310	THINKINK	PIYUSH TRADES & CREDITS PRIVATE LIMITED	S	176340	40.11

NSE

Security Code	Security Name	Client Name	Deal	Quantity	Price
AMEYA	Ameya Precision Eng Ltd	PRATEEK PARASHAR	SELL	44000	47.62
ANDHRAPAP	ANDHRA PAPER LIMITED	CD EQUIFINANCE PRIVATE LIMITED	SELL	453567	481.39
ANDHRAPAP	ANDHRA PAPER LIMITED	RAVIRAJ DEVELOPERS LTD	BUY	266655	482.34
ASIANILES	Asian Granito India Limit	SALSET VINIMAY PVT.LTD.	SELL	662000	53.03
AHLEAST	Asian Hotels (East) Ltd	ENNDEE STOCKS PRIVATE LIMITED	BUY	212000	145.04
AHLEAST	Asian Hotels (East) Ltd	SACHDEVA SECURITIES.PROP(PARAMJIT SACHDEVA)	SELL	106000	145.22
AHLEAST	Asian Hotels (East) Ltd	SACHDEVA STOCKS PVT LTD	SELL	106000	144.87
CMMIPL	CMM Infracore Limited	SAMTA MUNDRA	SELL	126000	2.05
DEEM	Deem Roll Tech Limited	MANSI SHARE AND STOCK ADVISORS PVT LTD	SELL	50000	110.89
GSTL	Globesecure Techno Ltd	CHANDNI AJAYKUMAR SANGANI	BUY	47000	51.16
GOPAL	Gopal Snacks Limited	QUANT MUTUAL FUND ACTIVE FUND	BUY	700000	374.21
GOPAL	Gopal Snacks Limited	QUANT SMALL CAP FUND	BUY	805000	374.21
INDSWFTLAB	Ind-Swift Labs Ltd.	EARC TRUST SC 131	SELL	410341	103.02
INDSWFTLAB	Ind-Swift Labs Ltd.	EARC TRUST SC 208	SELL	443036	103
INDSWFTLAB	Ind-Swift Labs Ltd.	EARC TRUST SC 228	SELL	407731	103
INDSWFTLAB	Ind-Swift Labs Ltd.	WILSON HOLDINGS PRIVATE LIMITED	BUY	1500000	103
INFIBEAM	Infibeam Avenues Limited	ABHISHEK MAYUR DESAI	SELL	7000000	36.95
INFIBEAM	Infibeam Avenues Limited	SONAL DESAI	BUY	7000000	36.95
MAITREYA	Maitreya Medicare Limited	SWYOM INDIA ALPHA FUND	SELL	36800	130.82
MOLDTKPAC	Mold-Tek Packaging Ltd	GOLDMAN SACHS FUNDS - GOLDMAN SACHS INDIA EQUITY PORTFOL	SELL	236368	804.98
ONELIFECAP	Onelife Cap Advisors Ltd	ABHA RADHESHYAMJI PANPALIYA	BUY	84550	15.4
ONELIFECAP	Onelife Cap Advisors Ltd	RADHESHYAM CHAMPALALJI PANPALIA	SELL	90000	15.4
RKSWAMY	R K Swamy Limited	TEJAS B. TRIVEDI	BUY	275000	233.17
RUCHINFRA	Ruchi Infrastructure Ltd.	PATANJALI FOODS LIMITED	SELL	2000000	11.71
RUCHINFRA	Ruchi Infrastructure Ltd.	SHANTIRAM KUTUMBKAM FOOD SERVICES PRIVATE LIMITED	BUY	1928821	11.7
SJLOGISTIC	S J Logistics (India) Ltd	INDIA MAX INVESTMENT FUND LTD	SELL	80000	259.3
SABAR	Sabar Flex India Limited	SOMANI VENTURES AND INNOVATIONS LIMITED	BUY	100000	16.1
SABAR	Sabar Flex India Limited	THAKOR NAYANA CHANDUBHAI	SELL	100000	16.1
SADBHAV	Sadbhav Engineering Limit	MC JAIN INFOSERVICES PRIVATE LIMITED	BUY	1205124	23.1
SADBHAV	Sadbhav Engineering Limit	RAJTARU ENTERPRISES	SELL	1205124	23.09
SAHAJ	Sahaj Fashions Limited	AMITA LADHA	BUY	100000	19.44
SAHAJ	Sahaj Fashions Limited	SUNIL LADHA	SELL	100000	19.44
SAROJA	Saroja Pharma Indus Ind L	KAMLESH NATWARLAL SHAH	SELL	33600	40.62
SECURCRED	SecUR Credentials Limited	MEHRA VIKAS	SELL	600000	19.85
SHREEKARNI	Shree Karni Fabcom Ltd	ROHIL JAIN HUF	BUY	50400	271.73
SHREEKARNI	Shree Karni Fabcom Ltd	SS CORPORATE SECURITIES LIMITED	BUY	36000	260
SUNCLAY	Sundaram Clayton Limited	GOVINDLAL MANSUKHLAL PARIKH	BUY	535802	1240
SUNCLAY	Sundaram Clayton Limited	SBI MUTUAL FUND	BUY	774000	1240
SUNCLAY	Sundaram Clayton Limited	VENU SRINIVASAN	SELL	1416247	1239.99
VR	V R Infraspac Limited	SAURABH RAMESHBHAI LIMBANI	BUY	46400	84.93
VASA	Vasa Retail & Oversea Ltd	PRABHAT VISHNU SOMANI SOMANI	BUY	104000	6.1
VASA	Vasa Retail & Oversea Ltd	SOMANI VENTURES AND INNOVATIONS LIMITED	SELL	104000	6.1

**Disclosure:**

Research Reports that are published by Nirmal Bang Securities Private Limited (hereinafter referred to as “NBSPL”) are for private circulation only. NBSPL is a registered Research Analyst under SEBI (Research Analyst) Regulations, 2014 having Registration no. INH000001766. NBSPL is also a registered Stock Broker with National Stock Exchange of India Limited, BSE Limited, Metropolitan Stock Exchange of India Limited, Multi Commodity Exchange of India Limited and , National Commodity and Derivative Exchange Limited in Capital Market , Equity and Commodities derivatives segments and Currency Derivatives Segment .

NBSPL has other business divisions with independent research teams separated by Chinese walls, and therefore may, at times, have different or contrary views on stocks and markets.

NBSPL or its associates have not been debarred / suspended by SEBI or any other regulatory authority for accessing / dealing in securities Market since last 20 years. NBSPL, its associates or analyst or his relatives do not hold any financial interest (Except Investment) in the subject company. NBSPL or its associates or Analyst do not have any conflict or material conflict of interest at the time of publication of the research report with the subject company. NBSPL or its associates or Analyst or his relatives may or may not hold beneficial ownership of 1% or more in the subject company at the end of the month immediately preceding the date of publication of this research report.

NBSPL or its associates / analyst has not received any compensation / managed or co-managed public offering of securities of the company covered by Analyst during the past twelve months. NBSPL or its associates have not received any compensation or other benefits from the company covered by Analyst or third party in connection with the research report. Analyst has not served as an officer, director or employee of Subject Company. NBSPL / analyst has not been engaged in market making activity of the subject company.

**Analyst Certification:** The research analysts and authors of these reports, hereby certify that the views expressed in this research report accurately reflects my/our personal views about the subject securities, issuers, products, sectors or industries. It is also certified that no part of the compensation of the analyst(s) was, is, or will be directly or indirectly related to the inclusion of specific recommendations or views in this research. The analyst(s) principally responsible for the preparation of this research report and has taken reasonable care to achieve and maintain independence and objectivity in making any recommendations.

**Disclaimer:**

The Research Report is for the personal information of the authorized recipient and does not construe to be any investment, legal or taxation advice. NBSPL is not soliciting any action based upon it. Nothing in the research report shall be construed as a solicitation to buy or sell any security or product, or to engage in or refrain from engaging in any such transaction. In preparing the research report, we did not take into account the investment objectives, financial situation and particular needs of the reader.

The research report has been prepared for the general use of the clients of NBSPL and must not be copied, either in whole or in part, or distributed or redistributed to any other person in any form. If you are not the intended recipient you must not use or disclose the information in the research report in any way. Though disseminated to all the customers simultaneously, not all customers may receive the research report at the same time. NBSPL will not treat recipients as customers by virtue of their receiving the research report. The research report is not directed or intended for distribution to or use by any person or entity resident in a state, country or any jurisdiction, where such distribution, publication, availability or use would be contrary to law, regulation or which would subject NBSPL & its group companies to registration or licensing requirements within such jurisdictions.

The report is based on the information obtained from sources believed to be reliable, but we do not make any representation or warranty that it is accurate, complete or up-to-date and it should not be relied upon as such. We accept no obligation to correct or update the information or opinions in it. NBSPL or any of its affiliates or employees shall not be in any way responsible for any loss or damage that may arise to any person from any inadvertent error in the information contained in the research report. NBSPL or any of its affiliates or employees do not provide, at any time, any express or implied warranty of any kind, regarding any matter pertaining to this report, including without limitation the implied warranties of merchantability, fitness for a particular purpose, and non-infringement. The recipients of the research report should rely on their own investigations.

This information is subject to change without any prior notice. NBSPL reserves its absolute discretion and right to make or refrain from making modifications and alterations to this statement from time to time. Nevertheless, NBSPL is committed to providing independent and transparent recommendations to its clients, and would be happy to provide information in response to specific client queries.

Before making an investment decision on the basis of research report, the reader needs to consider, with or without the assistance of an adviser, whether the advice is appropriate in light of their particular investment needs, objectives and financial circumstances. There are risks involved in securities trading. The price of securities can and does fluctuate, and an individual security may even become valueless. International investors are reminded of the additional risks inherent in international investments, such as currency fluctuations and international stock market or economic conditions, which may adversely affect the value of the investment. Opinions expressed are subject to change without any notice. Neither the company nor the director or the employees of NBSPL accept any liability whatsoever for any direct, indirect, consequential or other loss arising from any use of the research report and/or further communication in relation to the research report. Here it may be noted that neither NBSPL, nor its directors, employees, agents or representatives shall be liable for any damages whether direct or indirect, incidental, special or consequential including lost revenue or lost profit that may arise from or in connection with the use of the information contained in the research report.

Copyright of this document vests exclusively with NBSPL.

Our reports are also available on our website

Registration granted by SEBI and certification from NISM in no way guarantee performance of NBSPL or provide any assurance of returns to investors.

**Nirmal Bang Research (Division of Nirmal Bang Securities Pvt. Ltd.)**

B-2, 301/302, Marathon Innova,  
Opp. Peninsula Corporate Park  
Off. Ganpatrao Kadam Marg  
Lower Parel(W), Mumbai-400013  
Board No. : 91 22 6723 8000/8001  
Fax. : 022 6723 8010